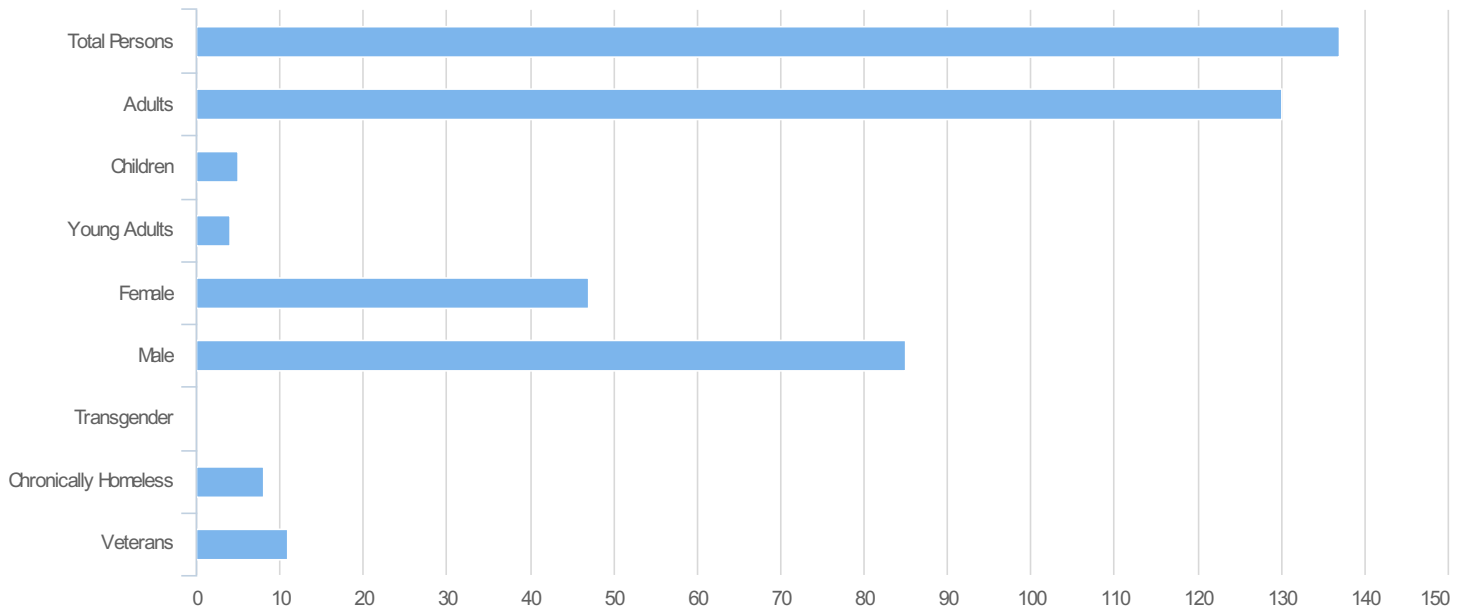


Count:	TXBOS18	Region:	Taylor County
Created by:	Zakoor,Kristin	Created on:	03/07/2018 6:45 PM

Summary

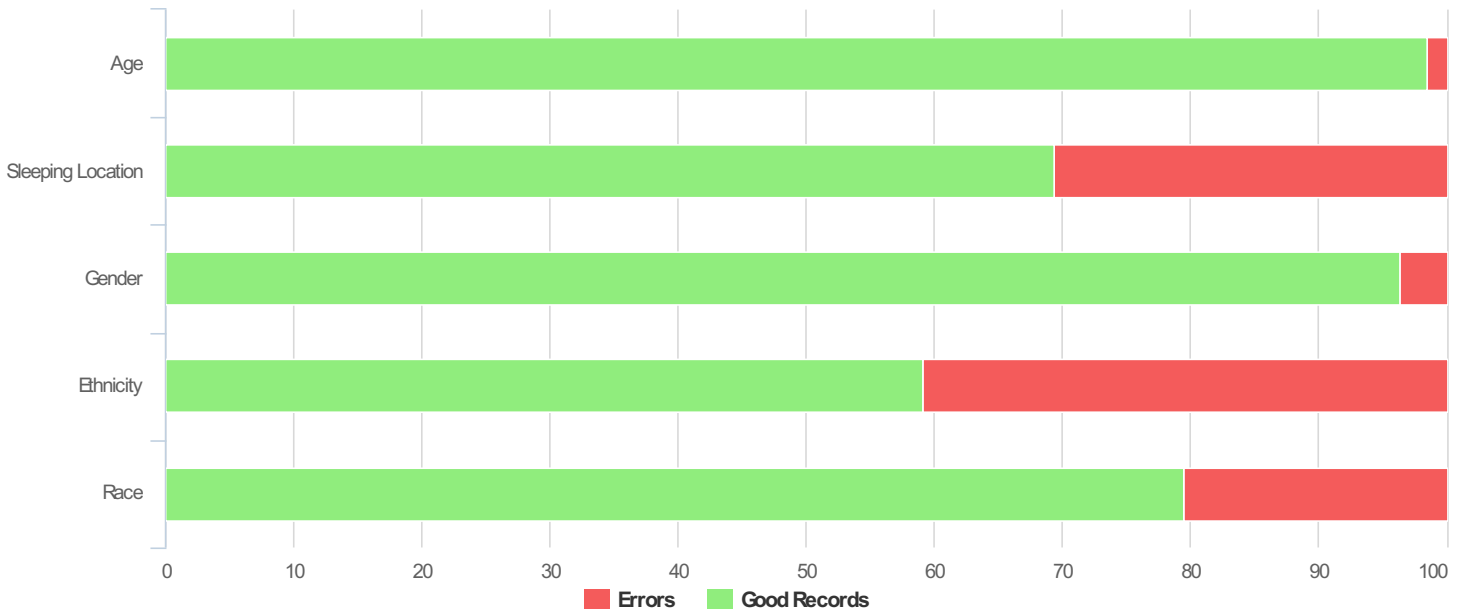


Total Persons	137
Adults (18+)	130
Children (Under 18)	5
Unknown Age	2
Young Adults (18-24)	4
Female	47
Male	85
Transgender	0
Chronically Homeless	8
Veterans	11



Data Quality Checks

Persons Missing Age Information	2
Persons Missing Sleeping Location	42
Persons Missing Gender	5
Persons Missing Ethnicity	56
Persons Missing Race	28



All Households

Households with at Least one Adult and One Child

Household and Person Breakdown

Total Number of Households	2
Total Number of Persons	13
Number of Children (Under 18)	5
Number of Young Adults (18-24)	0
Number of Adults (25+)	8

Gender

Female	6
Male	5
Transgender	0
Gender Non-conforming	0

Ethnicity

Non-Hispanic/Non-Latino	4
Hispanic/Latino	0

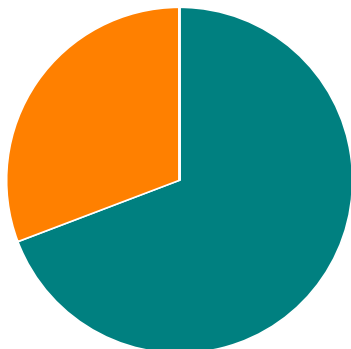
Race

White	9
Black or African-American	4
Asian	0
American Indian or Alaska Native	0
Native Hawaiian or Other Pacific Islander	0
Multiple	0

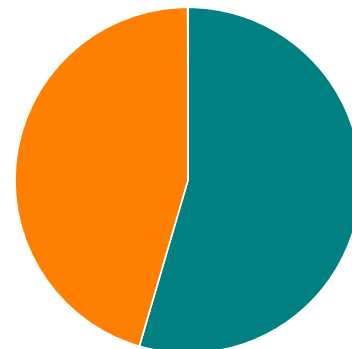
Chronically Homeless

Total Number of Households	0
Total Number of Persons	0

Race



Gender



■ White
 ■ Black or African American
 ■ Asian
■ American Indian
 ■ Native Hawaiian
 ■ Multiple

■ Female
 ■ Male
 ■ Transgender
■ Gender Non-conforming

Households without Children

Household and Person Breakdown

Total Number of Households	116
Total Number of Persons	120
Number of Young Adults (18-24)	4
Number of Adults (25+)	116

Gender

Female	40
Male	79
Transgender	0
Gender Non-conforming	0

Ethnicity

Non-Hispanic/Non-Latino	46
Hispanic/Latino	27

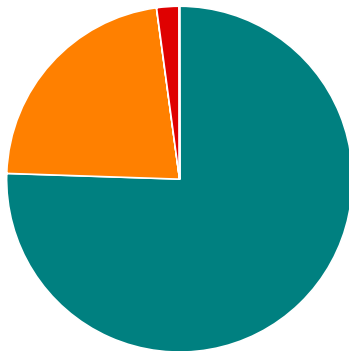
Race

White	71
Black or African-American	21
Asian	0
American Indian or Alaska Native	2
Native Hawaiian or Other Pacific Islander	0
Multiple	0

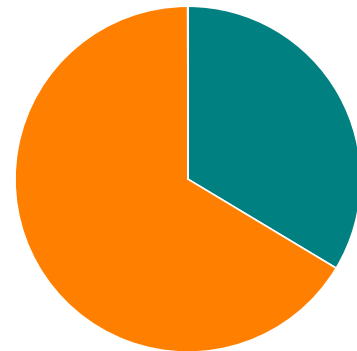
Chronically Homeless

Total Number of Persons	8
-------------------------	---

Race



Gender



■ White
 ■ Black or African American
 ■ Asian
■ American Indian
 ■ Native Hawaiian
 ■ Multiple

■ Female
 ■ Male
 ■ Transgender
■ Gender Non-conforming

Households with Only Children

Household and Person Breakdown

Total Number of Households	0
Total Number of Children	0

Gender

Female	0
Male	0
Transgender	0
Gender Non-conforming	0

Ethnicity

Non-Hispanic/Non-Latino	0
Hispanic/Latino	0

Race

White	0
Black or African-American	0
Asian	0
American Indian or Alaska Native	0
Native Hawaiian or Other Pacific Islander	0
Multiple	0

Chronically Homeless

Total Number of Persons	0
-------------------------	---

Race

Gender

■ White
 ■ Black or African American
 ■ Asian
■ American Indian
 ■ Native Hawaiian
 ■ Multiple

■ Female
 ■ Male
 ■ Transgender
■ Gender Non-conforming

Veteran Households

Veteran Households with at Least One Adult and One Child

Household and Person Breakdown

Total Number of Households	1
Total Number of Persons	4
Total Number of Veterans	1

Gender

Female	2
Male	2
Transgender	0
Gender Non-conforming	0

Ethnicity

Non-Hispanic/Non-Latino	4
Hispanic/Latino	0

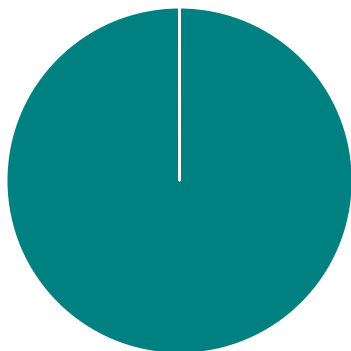
Race

White	4
Black or African-American	0
Asian	0
American Indian or Alaska Native	0
Native Hawaiian or Other Pacific Islander	0
Multiple	0

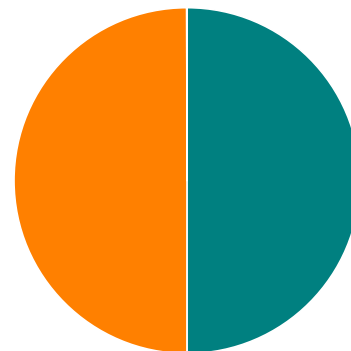
Chronically Homeless

Total Number of Households	0
Total Number of Persons	0

Race



Gender



■ White
 ■ Black or African American
 ■ Asian
 ■ American Indian
 ■ Native Hawaiian
 ■ Multiple

■ Female
 ■ Male
 ■ Transgender
 ■ Gender Non-conforming

Veteran Households without Children

Household and Person Breakdown

Total Number of Households	10
Total Number of Persons	10
Total Number of Veterans	10

Gender

Female	0
Male	10
Transgender	0
Gender Non-conforming	0

Ethnicity

Non-Hispanic/Non-Latino	5
Hispanic/Latino	2

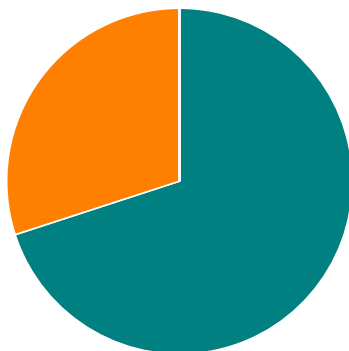
Race

White	7
Black or African-American	3
Asian	0
American Indian or Alaska Native	0
Native Hawaiian or Other Pacific Islander	0
Multiple	0

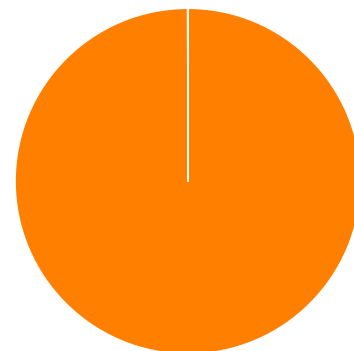
Chronically Homeless

Total Number of Households	1
Total Number of Persons	1

Race



Gender



■ White
 ■ Black or African American
 ■ Asian
■ American Indian
 ■ Native Hawaiian
 ■ Multiple

■ Female
 ■ Male
 ■ Transgender
■ Gender Non-conforming

Youth Households

Unaccompanied Youth Households

Household and Person Breakdown

Total Number of Unaccompanied Youth Households	4
Total Number of Unaccompanied Youth	4
Total Number of Unaccompanied Youth (under age 18)	0
Total Number of Unaccompanied Youth (18 to 24)	4

Gender

Female	3
Male	1
Transgender	0
Gender Non-conforming	0

Ethnicity

Non-Hispanic/Non-Latino	1
Hispanic/Latino	1

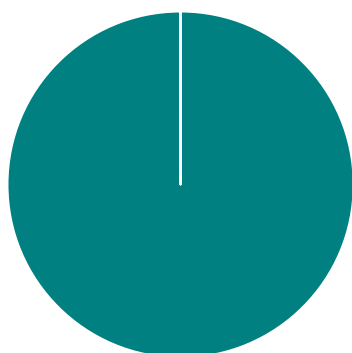
Race

White	3
Black or African-American	0
Asian	0
American Indian or Alaska Native	0
Native Hawaiian or Other Pacific Islander	0
Multiple	0

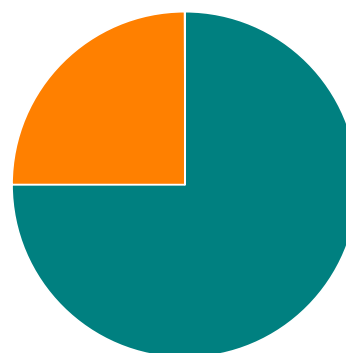
Chronically Homeless

Total Number of Persons	0
-------------------------	---

Race



Gender



■ White
 ■ Black or African American
 ■ Asian
■ American Indian
 ■ Native Hawaiian
 ■ Multiple

■ Female
 ■ Male
 ■ Transgender
■ Gender Non-conforming

Parenting Youth

Household and Person Breakdown

Total Number of Parenting Youth Households	0
Total Number of Persons in Parenting Youth Households	0
Total Parenting Youth	0
Total Children in Parenting Youth Households	0
Number of Parenting Youth Under 18	0
Children in Households with Parenting Youth Under 18	0
Number of Parenting Youth 18 to 24	0
Children in Households with Parenting Youth 18 to 24	0

Gender

Female	0
Male	0
Transgender	0
Gender Non-conforming	0

Ethnicity

Non-Hispanic/Non-Latino	0
Hispanic/Latino	0

Race

White	0
Black or African-American	0
Asian	0
American Indian or Alaska Native	0
Native Hawaiian or Other Pacific Islander	0
Multiple	0

Chronically Homeless

Total Number of Households	0
Total Number of Persons	0

Race

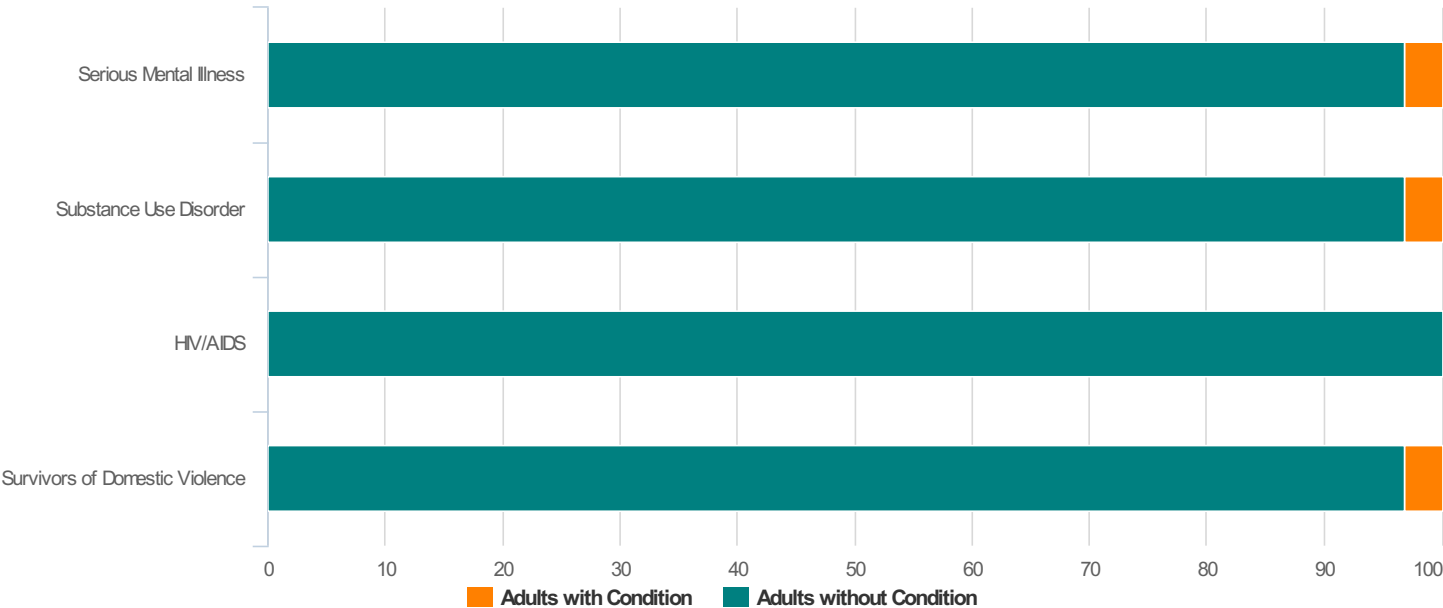
Gender

■ White
 ■ Black or African American
 ■ Asian
■ American Indian
 ■ Native Hawaiian
 ■ Multiple

■ Female
 ■ Male
 ■ Transgender
■ Gender Non-conforming

Additional Homeless Populations (Adults Only)

Serious Mental Illness	17
Substance Use Disorder	6
HIV/AIDS	0
Survivors of Domestic Violence (optional)	7

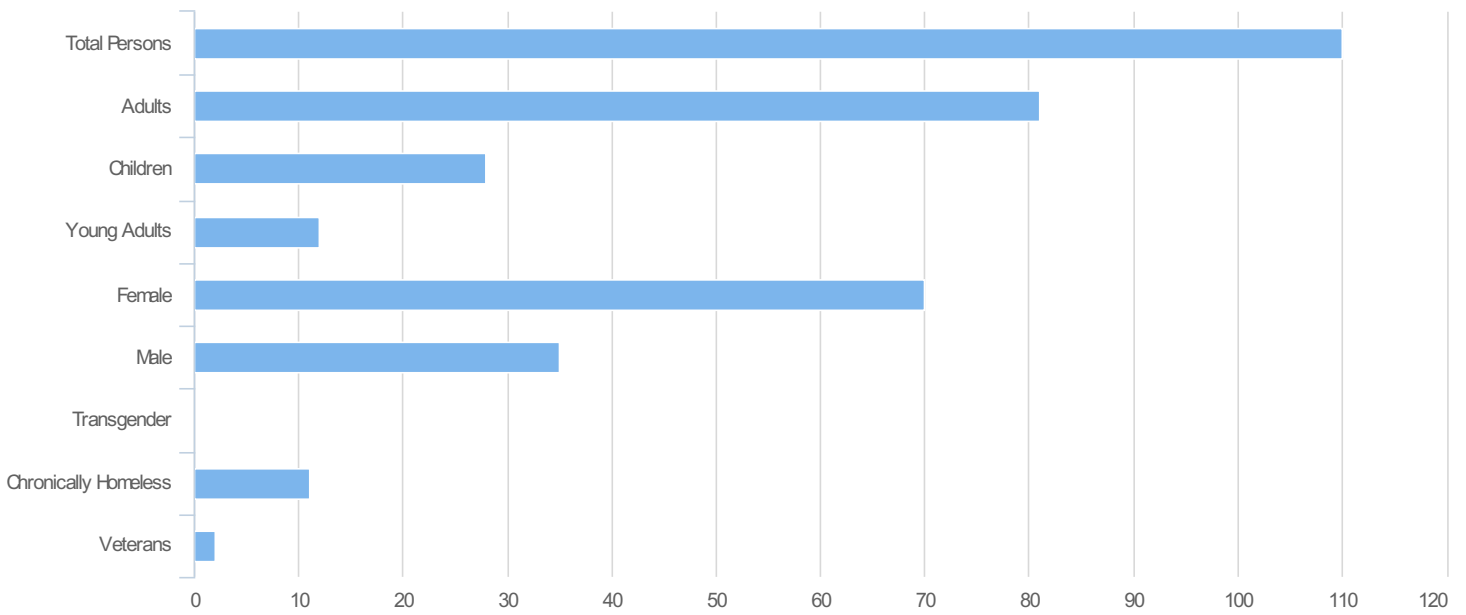


Count:	TXBOS18	Region:	Taylor County
Region Type:	All Region Types	Organization:	All Organizations
Project:	All Projects	Project Type:	All Project Types
Created by:	Zakoor,Kristin	Created on:	03/07/2018 6:46 PM

Summary

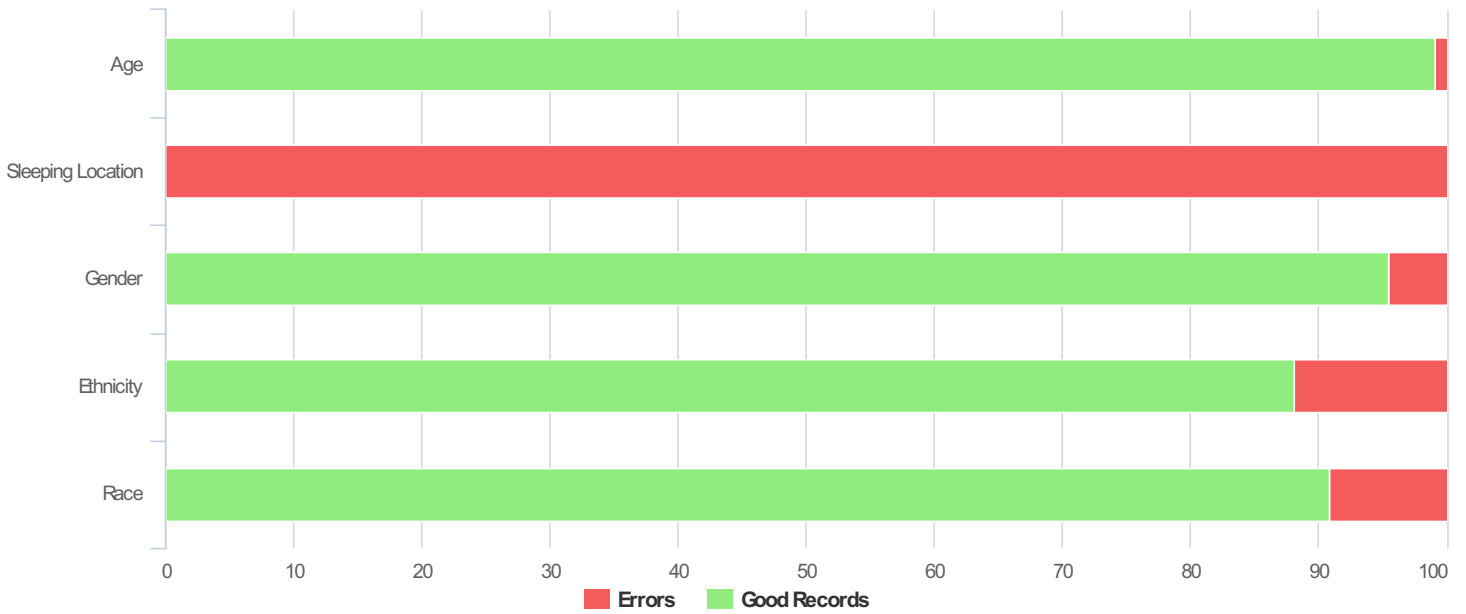


Total Persons	110
Adults (18+)	81
Children (Under 18)	28
Unknown Age	1
Young Adults (18-24)	12
Female	70
Male	35
Transgender	0
Chronically Homeless	11
Veterans	2



Data Quality Checks

Persons Missing Age Information	1
Persons Missing Sleeping Location	110
Persons Missing Gender	5
Persons Missing Ethnicity	13
Persons Missing Race	10



All Households

Households with at Least one Adult and One Child

Household and Person Breakdown

Total Number of Households	21
Total Number of Persons	46
Number of Children (Under 18)	28
Number of Young Adults (18-24)	5
Number of Adults (25+)	13

Gender

Female	26
Male	20
Transgender	0
Gender Non-conforming	0

Ethnicity

Non-Hispanic/Non-Latino	32
Hispanic/Latino	13

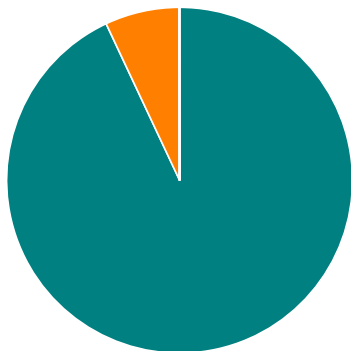
Race

White	40
Black or African-American	3
Asian	0
American Indian or Alaska Native	0
Native Hawaiian or Other Pacific Islander	0
Multiple	2

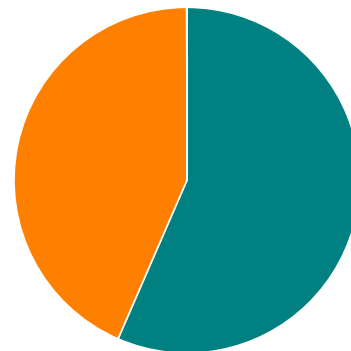
Chronically Homeless

Total Number of Households	3
Total Number of Persons	3

Race



Gender



■ White
 ■ Black or African American
 ■ Asian
■ American Indian
 ■ Native Hawaiian
 ■ Multiple

■ Female
 ■ Male
 ■ Transgender
■ Gender Non-conforming

Households without Children

Household and Person Breakdown

Total Number of Households	62
Total Number of Persons	63
Number of Young Adults (18-24)	7
Number of Adults (25+)	56

Gender

Female	44
Male	14
Transgender	0
Gender Non-conforming	0

Ethnicity

Non-Hispanic/Non-Latino	40
Hispanic/Latino	12

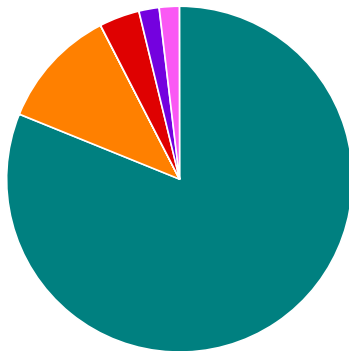
Race

White	43
Black or African-American	6
Asian	0
American Indian or Alaska Native	2
Native Hawaiian or Other Pacific Islander	1
Multiple	2

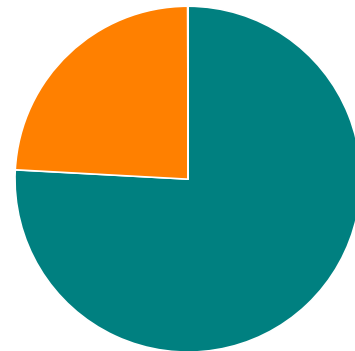
Chronically Homeless

Total Number of Persons	8
-------------------------	---

Race



Gender



■ White
 ■ Black or African American
 ■ Asian
 ■ American Indian
 ■ Native Hawaiian
 ■ Multiple

■ Female
 ■ Male
 ■ Transgender
 ■ Gender Non-conforming

Households with Only Children

Household and Person Breakdown

Total Number of Households	0
Total Number of Children	0

Gender

Female	0
Male	0
Transgender	0
Gender Non-conforming	0

Ethnicity

Non-Hispanic/Non-Latino	0
Hispanic/Latino	0

Race

White	0
Black or African-American	0
Asian	0
American Indian or Alaska Native	0
Native Hawaiian or Other Pacific Islander	0
Multiple	0

Chronically Homeless

Total Number of Persons	0
-------------------------	---

Race

Gender

■ White
 ■ Black or African American
 ■ Asian
■ American Indian
 ■ Native Hawaiian
 ■ Multiple

■ Female
 ■ Male
 ■ Transgender
■ Gender Non-conforming

Veteran Households

Veteran Households with at Least One Adult and One Child

Household and Person Breakdown

Total Number of Households	0
Total Number of Persons	0
Total Number of Veterans	0

Gender

Female	0
Male	0
Transgender	0
Gender Non-conforming	0

Ethnicity

Non-Hispanic/Non-Latino	0
Hispanic/Latino	0

Race

White	0
Black or African-American	0
Asian	0
American Indian or Alaska Native	0
Native Hawaiian or Other Pacific Islander	0
Multiple	0

Chronically Homeless

Total Number of Households	0
Total Number of Persons	0

Race

Gender

■ White
 ■ Black or African American
 ■ Asian
■ American Indian
 ■ Native Hawaiian
 ■ Multiple

■ Female
 ■ Male
 ■ Transgender
■ Gender Non-conforming

Veteran Households without Children

Household and Person Breakdown

Total Number of Households	2
Total Number of Persons	2
Total Number of Veterans	2

Gender

Female	0
Male	2
Transgender	0
Gender Non-conforming	0

Ethnicity

Non-Hispanic/Non-Latino	2
Hispanic/Latino	0

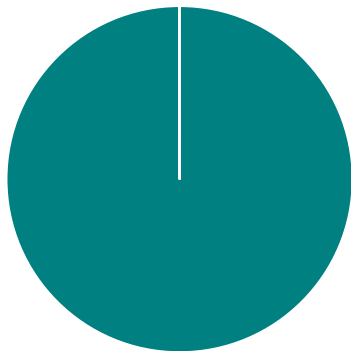
Race

White	2
Black or African-American	0
Asian	0
American Indian or Alaska Native	0
Native Hawaiian or Other Pacific Islander	0
Multiple	0

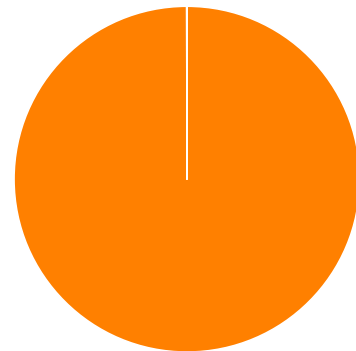
Chronically Homeless

Total Number of Households	2
Total Number of Persons	2

Race



Gender



■ White
 ■ Black or African American
 ■ Asian
■ American Indian
 ■ Native Hawaiian
 ■ Multiple

■ Female
 ■ Male
 ■ Transgender
■ Gender Non-conforming

Youth Households

Unaccompanied Youth Households

Household and Person Breakdown

Total Number of Unaccompanied Youth Households	9
Total Number of Unaccompanied Youth	9
Total Number of Unaccompanied Youth (under age 18)	1
Total Number of Unaccompanied Youth (18 to 24)	8

Gender

Female	9
Male	0
Transgender	0
Gender Non-conforming	0

Ethnicity

Non-Hispanic/Non-Latino	4
Hispanic/Latino	4

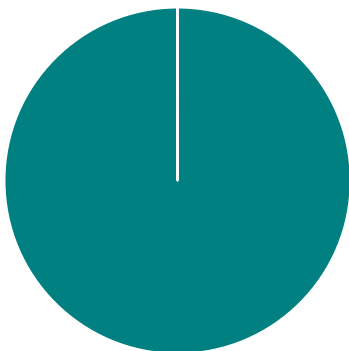
Race

White	5
Black or African-American	0
Asian	0
American Indian or Alaska Native	0
Native Hawaiian or Other Pacific Islander	0
Multiple	1

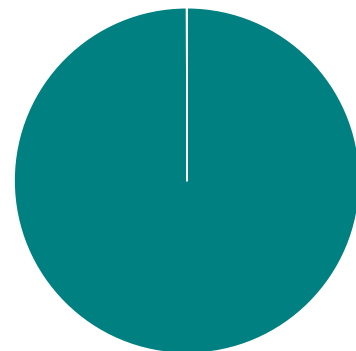
Chronically Homeless

Total Number of Persons	1
-------------------------	---

Race



Gender



■ White
 ■ Black or African American
 ■ Asian
■ American Indian
 ■ Native Hawaiian
 ■ Multiple

■ Female
 ■ Male
 ■ Transgender
■ Gender Non-conforming

Parenting Youth

Household and Person Breakdown

Total Number of Parenting Youth Households	3
Total Number of Persons in Parenting Youth Households	7
Total Parenting Youth	3
Total Children in Parenting Youth Households	4
Number of Parenting Youth Under 18	0
Children in Households with Parenting Youth Under 18	0
Number of Parenting Youth 18 to 24	3
Children in Households with Parenting Youth 18 to 24	4

Gender

Female	3
Male	0
Transgender	0
Gender Non-conforming	0

Ethnicity

Non-Hispanic/Non-Latino	2
Hispanic/Latino	1

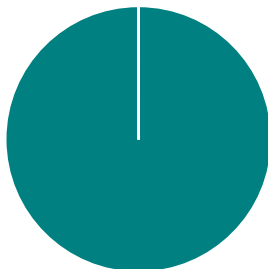
Race

White	3
Black or African-American	0
Asian	0
American Indian or Alaska Native	0
Native Hawaiian or Other Pacific Islander	0
Multiple	0

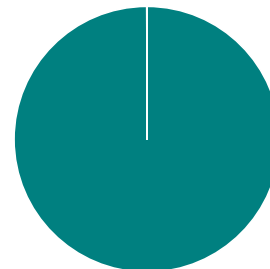
Chronically Homeless

Total Number of Households	0
Total Number of Persons	0

Race



Gender



■ White
 ■ Black or African American
 ■ Asian
■ American Indian
 ■ Native Hawaiian
 ■ Multiple

■ Female
 ■ Male
 ■ Transgender
■ Gender Non-conforming

Additional Homeless Populations (Adults Only)

Serious Mental Illness	9
Substance Use Disorder	2
HIV/AIDS	1
Survivors of Domestic Violence (optional)	44

